

St. Joseph South San Guitar Lessons

4th Thursday


G Scale and Chord progression

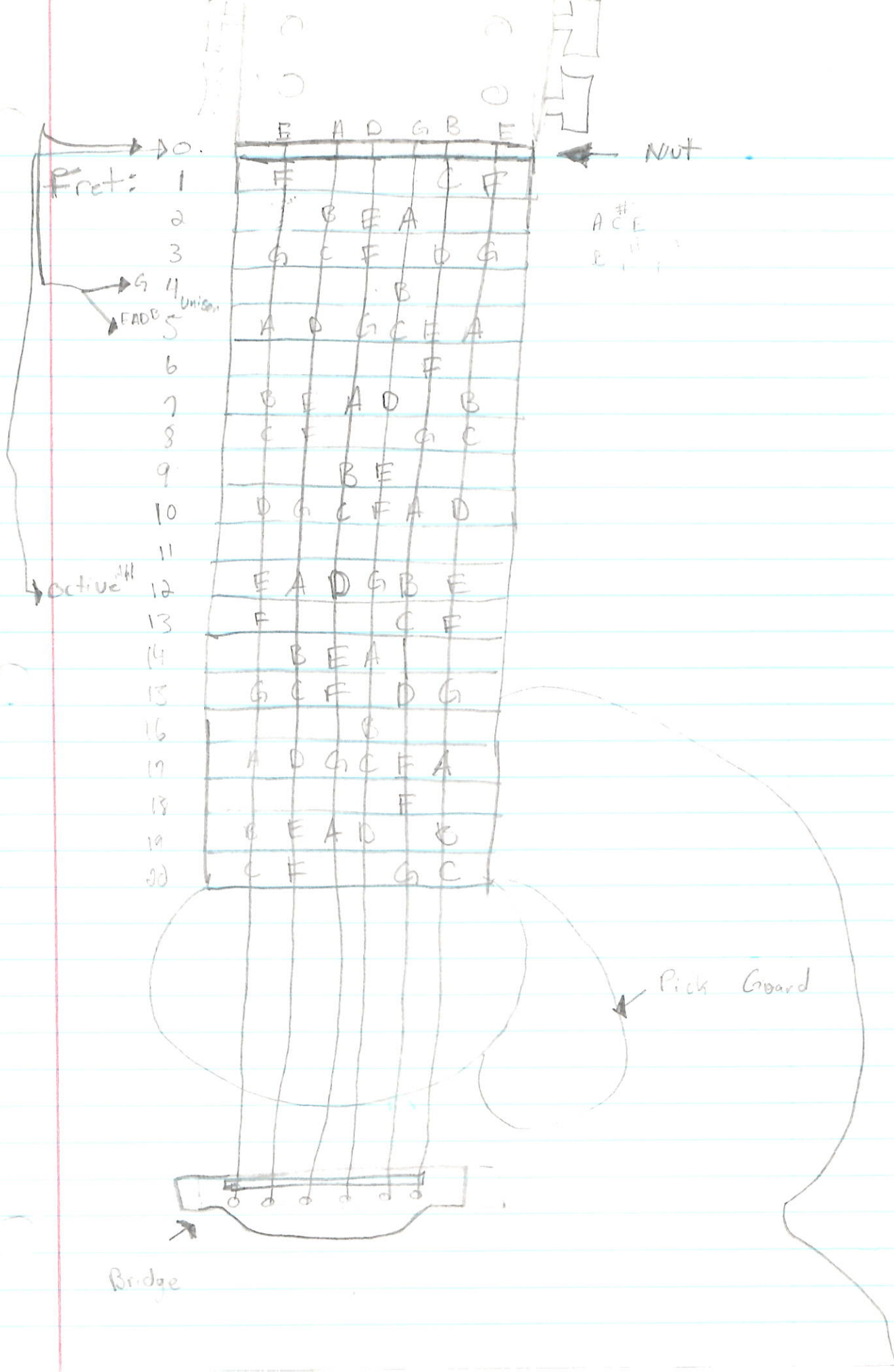
G-1st

C-4th

D-5th

Em-6th





Frets:

0.

1
2
3
4
5
6
7
8
9
10
11
12
13
14
15
16
17
18
19
20

Union


Active

Nut

A[#] C E
B[#] D[#] F[#]

Pick Guard

Bridge



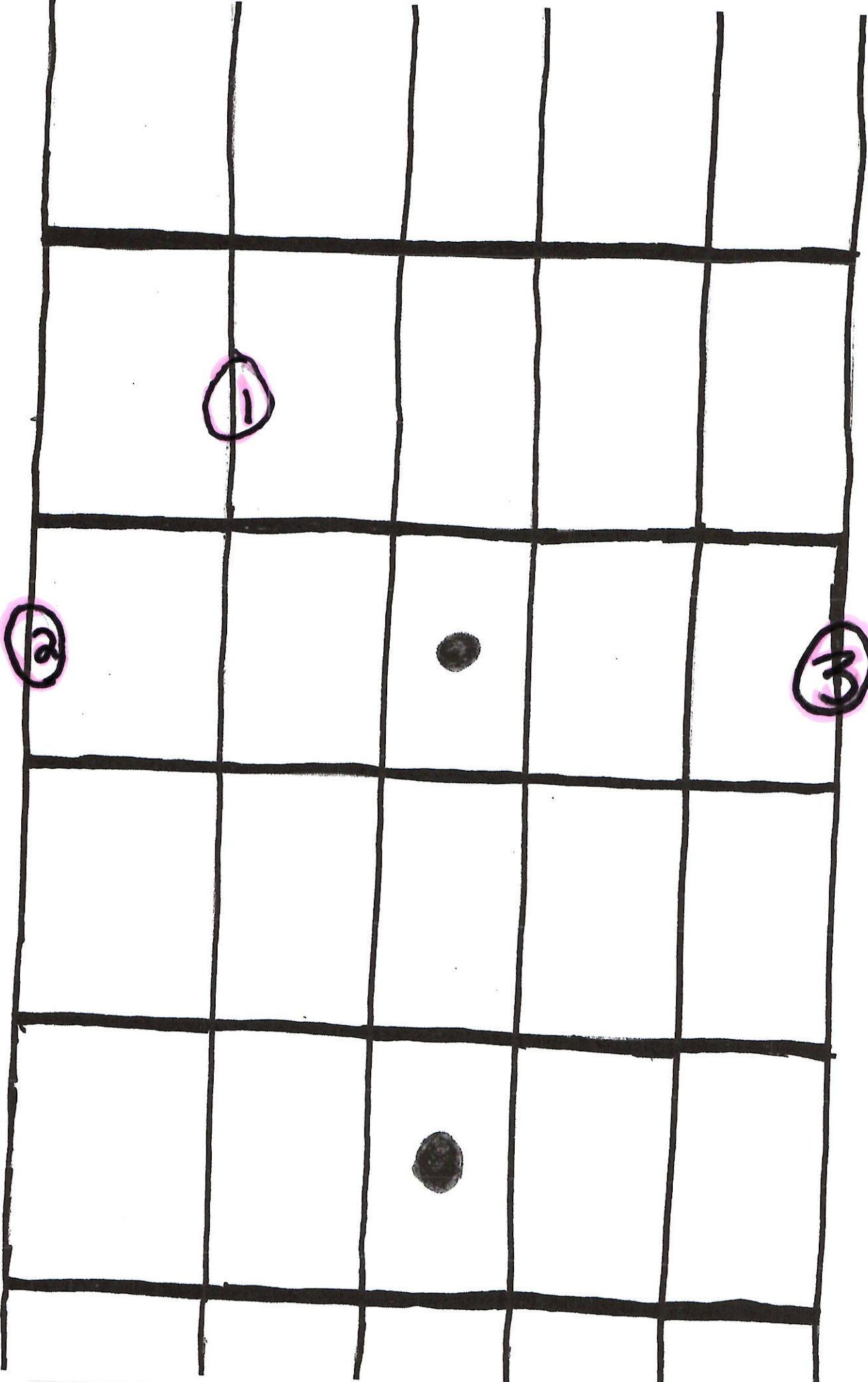
1st


2nd

3rd


4th

5th





1st



①

2nd

②

3rd

③




4th



5th



C



1st



2nd



3rd



4th

5th



D

E

m

1st

2nd

3rd

4th

5th

1

2



Em

Amazing Grace

[Verse 1:]

Amazing grace, How sweet the sound
That saved a wretch like me.
I once was lost, but now I am found,
Was blind, but now I see.

[Verse 2:]

'Twas grace that taught my heart to fear,
And grace my fears relieved.
How precious did that grace appear
The hour I first believed.

[Verse 3:]

Through many dangers, toils and snares
I have already come,
'Tis grace has brought me safe thus far
And grace will lead me home.

[Verse 4:]

The Lord has promised good to me
His word my hope secures;
He will my shield and portion be,
As long as life endures!

[Verse 5:]

Yea, when this flesh and heart shall fail,
And mortal life shall cease
I shall possess within the veil,
A life of joy and peace.



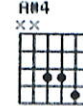
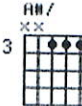

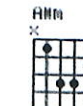






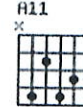

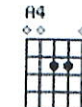
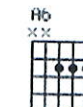
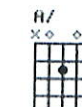


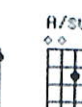


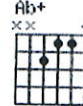
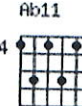
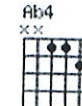

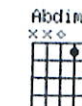
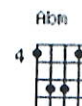
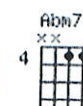
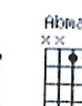
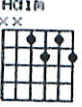



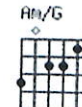

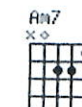

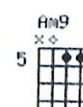


[Verse 6:]

When we've been there ten thousand years
Bright shining as the sun,
We've no less days to sing God's praise
Than when we've first begun.




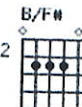
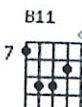

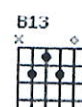
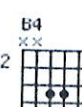
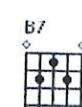
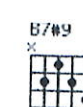




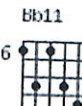
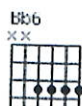
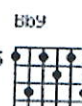
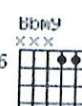
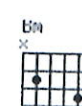


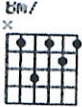

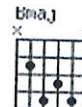

Fret	E	A	D	G	B	E
0	E	A	D	G	B	E
1	F	A# Bb	D# Eb	G# Ab	C	F
2	F# Gb	B	E	A	C# Db	F# Gb
3	G	C	F	A# Bb	D	G
4	G# Ab	C# Db	F# Eb	B	D# Eb	G# Ab
5	A	D	G	C	E	A
6	A# Bb	D# Eb	G# Ab	C# Db	F	A# Bb
7	B	E	A	D	F# Eb	B
8	C	F	A# Bb	D# Eb	G	C
9	C# Db	F# Eb	B	E	G# Ab	C# Db
10	D	G	C	F	A	D
11	D# Eb	G# Ab	C# Db	F# Eb	A# Bb	D# Eb
12	E	A	D	G	B	E
13	F	A# Bb	D# Eb	G# Ab	C	F
14	F# Gb	B	E	A	C# Db	F# Gb
15	G	C	F	A# Bb	D	G
16	G# Ab	C# Db	F# Eb	B	D# Eb	G# Ab
17	A	D	G	C	E	A
18	A# Bb	D# Eb	G# Ab	C# Db	F	A# Bb
19	B	E	A	D	F# Eb	B
nut	C	F	A#	D#	G#	C#

Note: Click the individual grid to view alternative ways of playing the chord

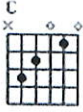

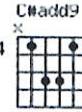
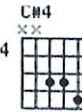





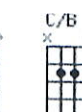
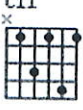
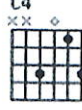


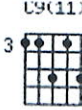

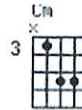
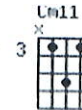
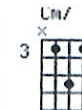

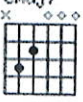
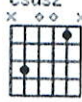

A-chords


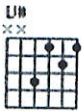
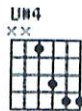
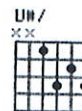


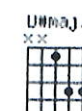
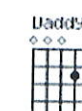




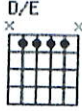
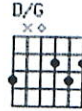

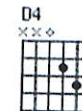
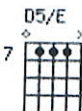



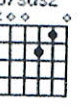
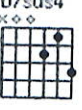



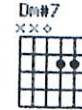
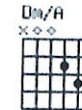
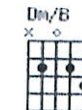

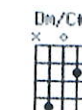
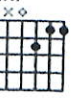



B-chords




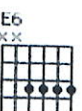
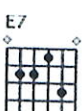
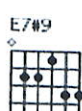
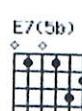
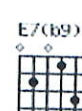
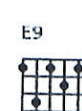


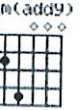

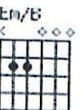

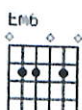
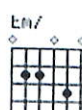
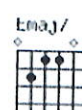
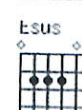
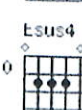
C-chords

D-chords

E-chords

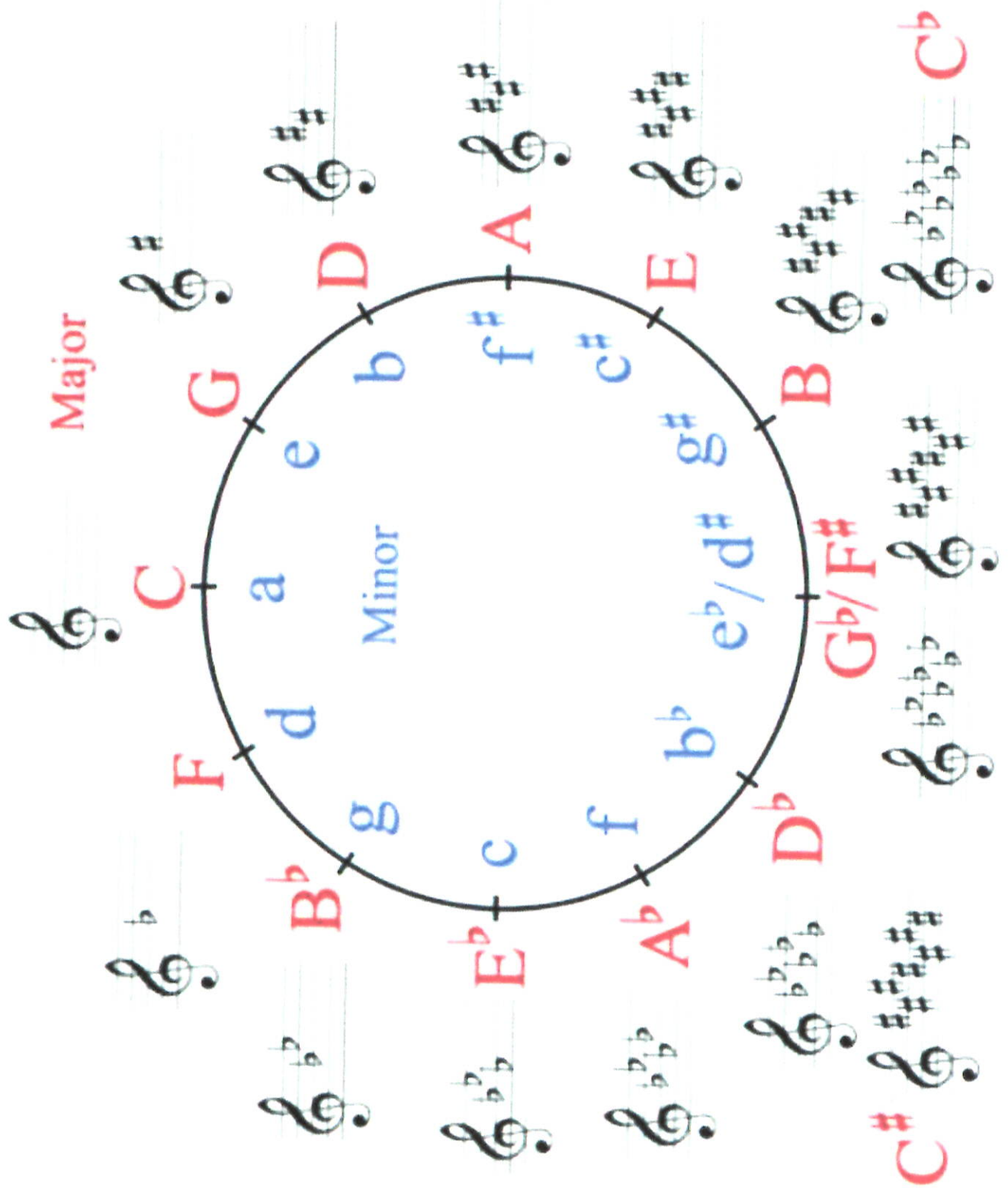
									
									

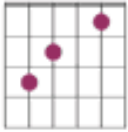
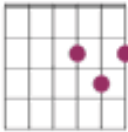
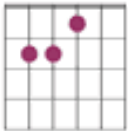
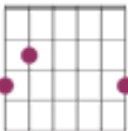
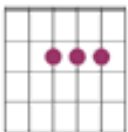
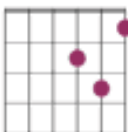
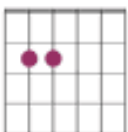
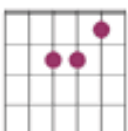
F-chords

F 	F# 	F#+ 	F#/E 	F#11 	F#4 	F#7 	F#9 	F#m 	F#m6
F#m/-5 	F#maj 	F#maj7 	F(add9) 	F/A 	F/C 	F/G 	F11 	F4 	F6
F7 	F7/A 	F9 	Fadd6 	Fm 	Fm6 	Fm7 	Fmaj7 	Fmaj7(+5) 	Fmaj7/B
Fmaj7 									

G-chords

G 	Gm6 	G(add9) 	G/A 	G/B 	G/D 	G/F# 	G11 	G4 	G6
G6(sus4) 	G7 	G7#9 	G7(sus4) 	G9 	G9(11) 	Gm 	Gm/Bb 	Gm6 	Gm7
Gmaj7 	Gmaj7/sus4 	Gmaj9 	Gsus4 						



	No capo	Capo 1	Capo 2	Capo 3	Capo 4	Capo 5	Capo 6
	C	C#/Db	D	D#/Eb	E	F	F#/Gb
	D	D#/Eb	E	F	F#/Gb	G	G#/Ab
	E	F	F#/Gb	G	G#/Ab	A	A#/Bb
	G	G#/Ab	A	A#/Bb	B	C	C#/Db
	A	A#/Bb	B	C	C#/Db	D	D#/Eb
	Dm	D#/m/Ebm	Em	Fm	F#/m/Gbm	Gm	G#/m/Abm
	Em	Fm	F#/m/Gbm	Gm	G#/m/Abm	Am	A#/m/Bbm
	Am	A#/m/Bbm	Bm	Cm	C#/m/Dbm	Dm	D#/m/Ebm